

The background features abstract, overlapping green geometric shapes, primarily triangles and polygons, in various shades of green, creating a modern and dynamic visual effect.

New Hampshire Public Health Infrastructure Comparative

New Hampshire Infrastructure Comparative

Initial Draft October 17, 2013

	Public Health Networks	NH Counties	Community Health Centers	Community Action Programs
Formal/Informal	A mix of local agencies contracting with NHDHHS to provide PHN services. All are separate business entities.	Independent entities. Members of the NH Association of Counties for advocacy.	Coordinated through Bi - State Primary Care Association. All members are separate business entities.	Independent agencies established by the Office of Economic Opportunity (OEO). Members of the NH Community Action Association.
# of entities in the system	13 PHN regions with 13 PHACs.	10 Counties.	16 CHCs.	5 CAP entities. Including 29 outreach sites and 52 clinics.
Is there an overall umbrella business entity for the system	No.	No.	No.	No.
Funding Sources	Varied. State, federal, private.	Varied. State, federal, private, local.	Federal, state, private	Federal, state, private, non - profits, local, civic organization, etc.
Does entity provide services? Functions?	Individual entities within the network provide services. Establishing Regional Public Health Advisory Councils (PHACs) to oversee regional activities. Provide emergency preparedness and substance misuse prevention. Individual network sites also provide a range of other public health services.	Individual entities within the network provide varied services. Per statute and individual county programs.	Individual entities within the network provide varied services. Varied by location – health, oral health, behavioral health, transportation, etc.	Individual entities within the network provide varied services. HeadStart, WIC, fuel, energy, nutrition, employment transportation, homeless services, etc. Tamworth Dental Clinic.

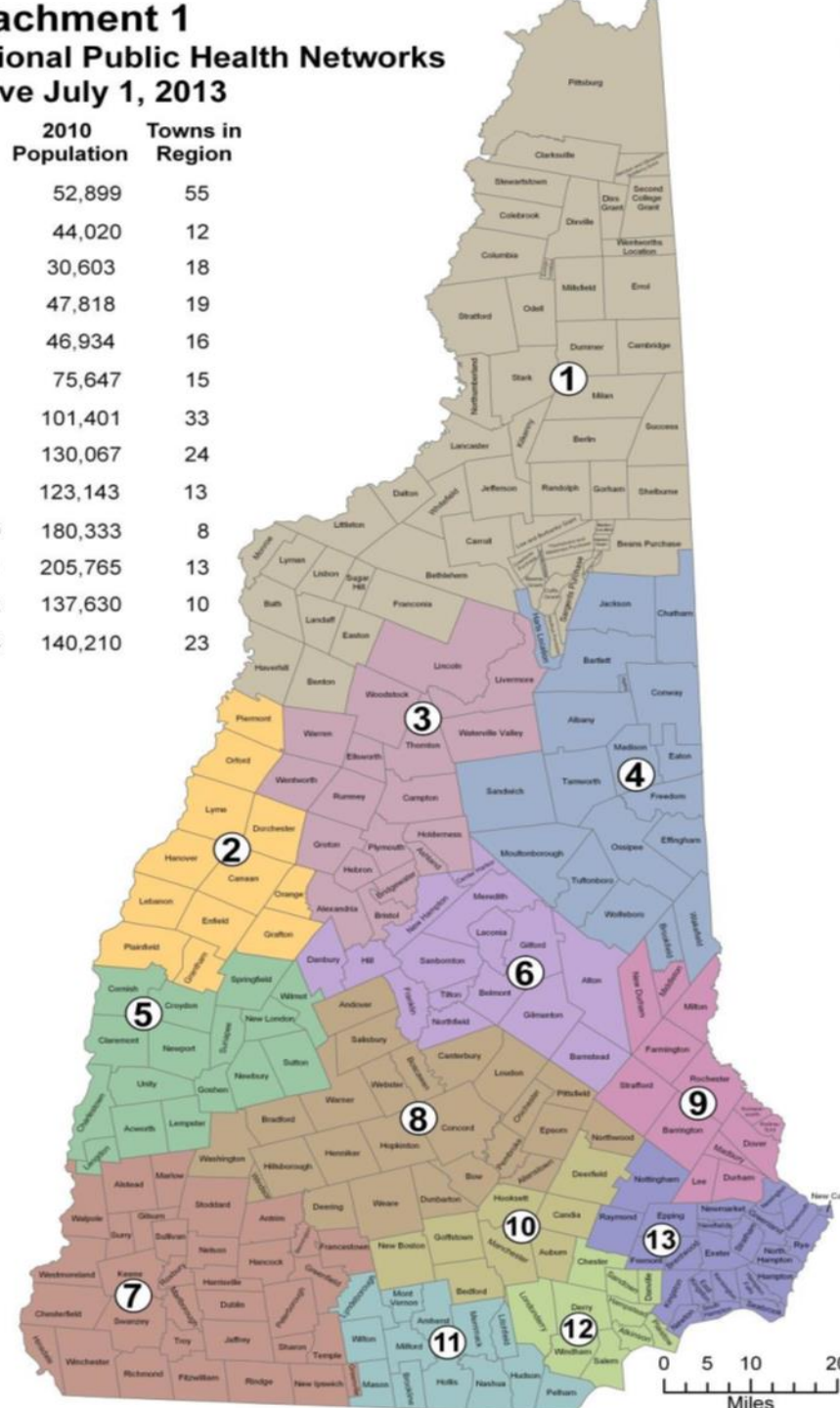
	Public Health Networks	NH Counties	Community Health Centers	Community Action Programs
Oral Health Services	Yes at three locations – Cheshire, North Country and Lakes Region	Yes. Cheshire and Lakes Region in conjunction with the PHNs.	Yes at some locations.	Yes, Tamworth Dental Clinic. Hygiene through WIC & Head Start.
Centralized governance?	No, although the regional PHACs will provide an advisory function to establish regional health priorities and coordinate public health services among partnering agencies.	No.	No, but utilizes Bi - State as a hub for some programs.	No.
Source of authority?	Designated by NH DHHS.	NH Constitution and NH statute.	Federal statute as primary care association. State nonprofit.	Federal statute. State nonprofit.
Centralized communication?	DHHS – through the Division of Public Health Services and the Bureau of Drug and Alcohol Services.	Partial through the Association of Counties.	Partial through Bi - State.	State and federal CAP organizations.
What else is unique to the system?	Recognized by the DHHS as the lead entity within a geographic region to coordinate public health services by establishing the PHACs.			
Other?				

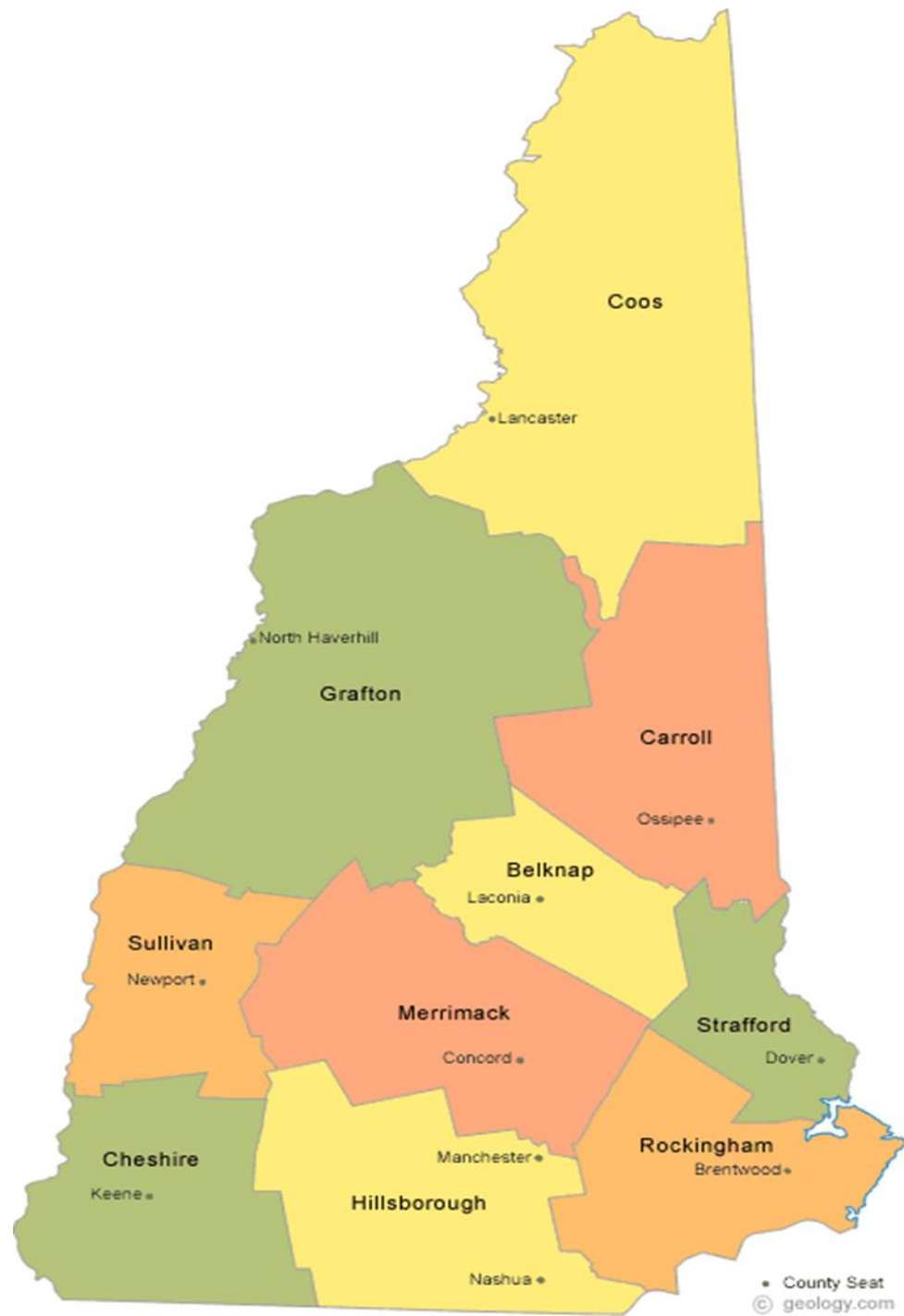
Attachment 1

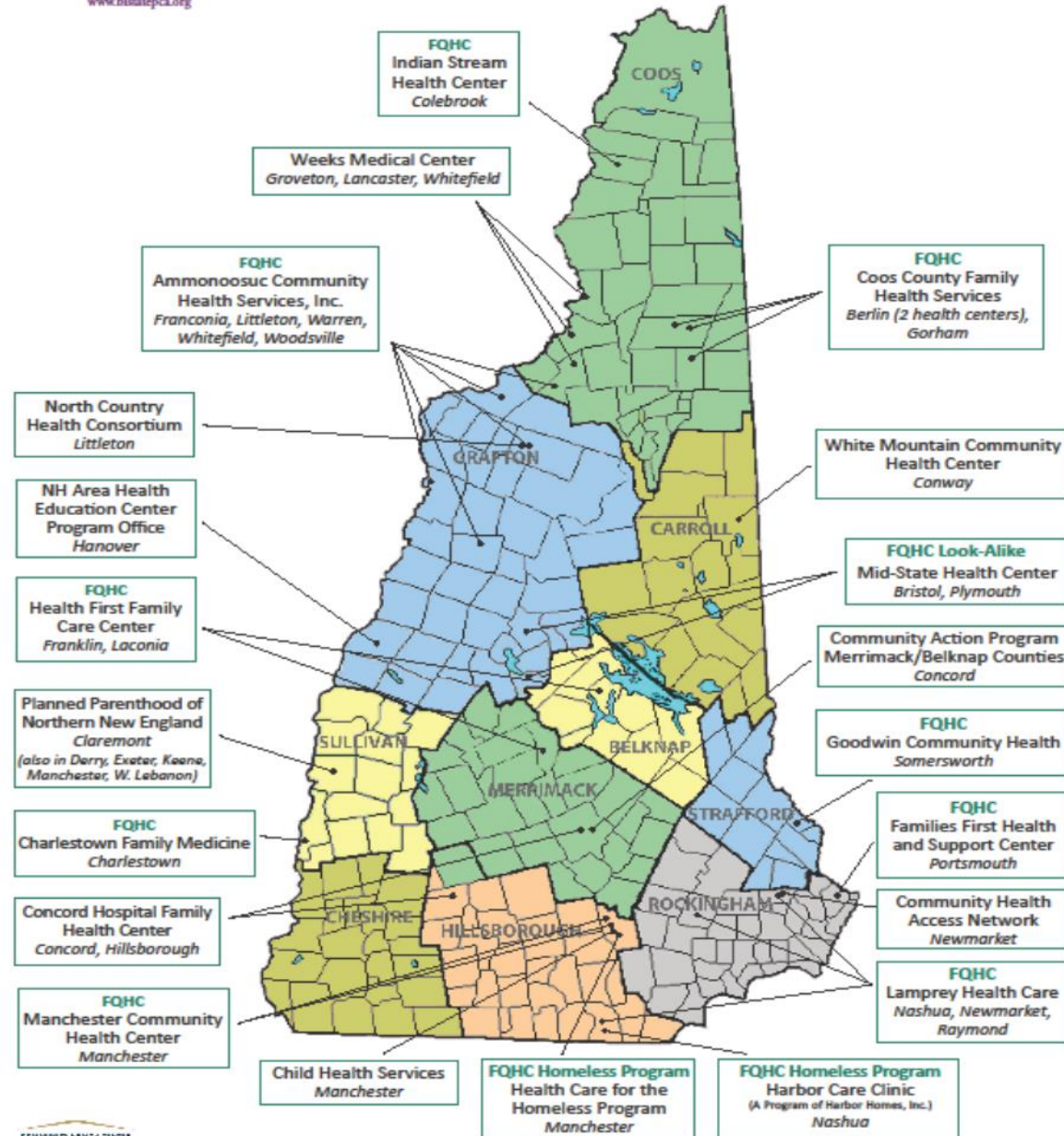
New Hampshire Regional Public Health Networks

Effective July 1, 2013

Region	2010 Population	Towns in Region
1	52,899	55
2	44,020	12
3	30,603	18
4	47,818	19
5	46,934	16
6	75,647	15
7	101,401	33
8	130,067	24
9	123,143	13
10	180,333	8
11	205,765	13
12	137,630	10
13	140,210	23







Location of WIC Agencies February, 2012

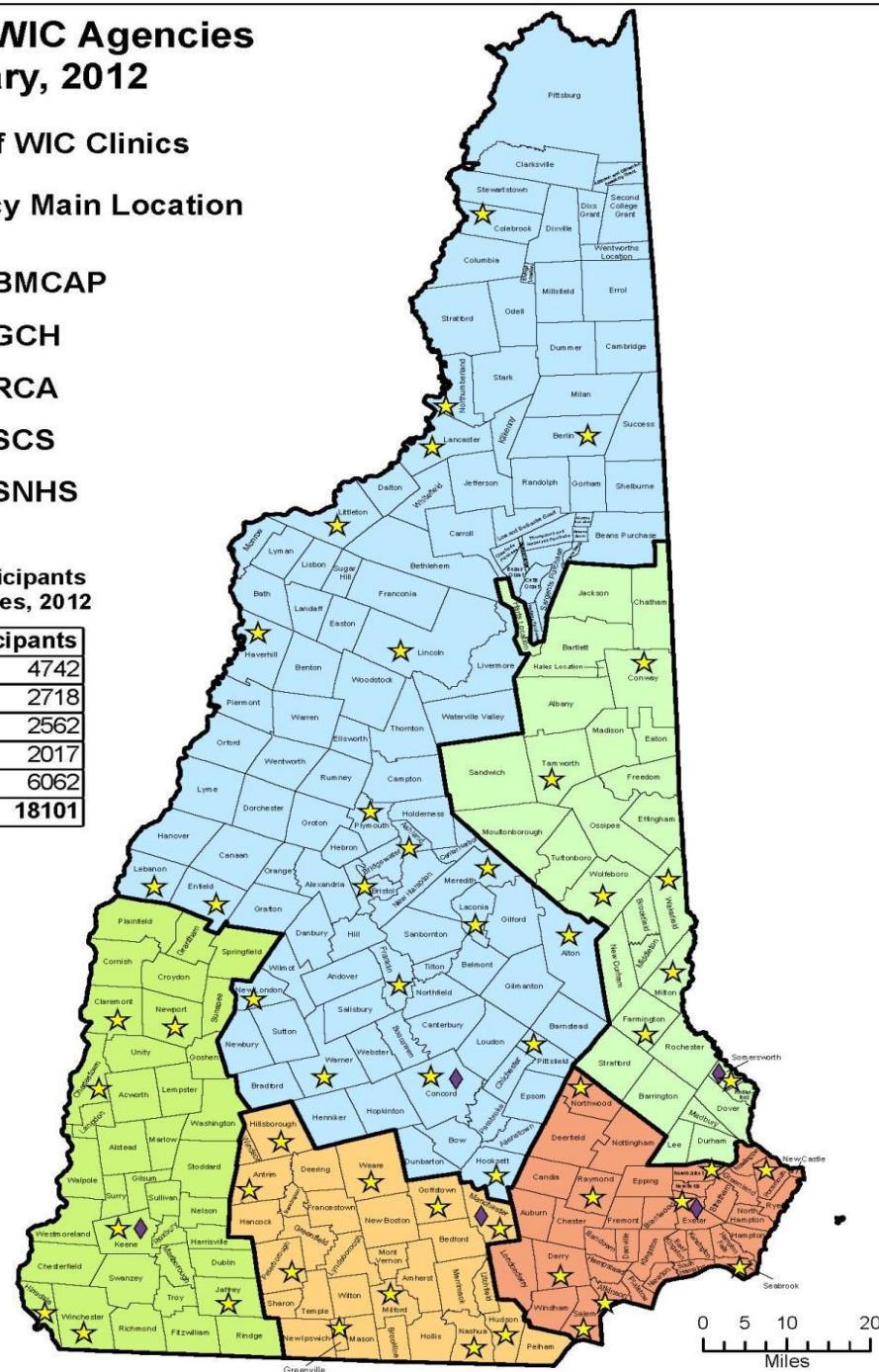
★ - Location of WIC Clinics

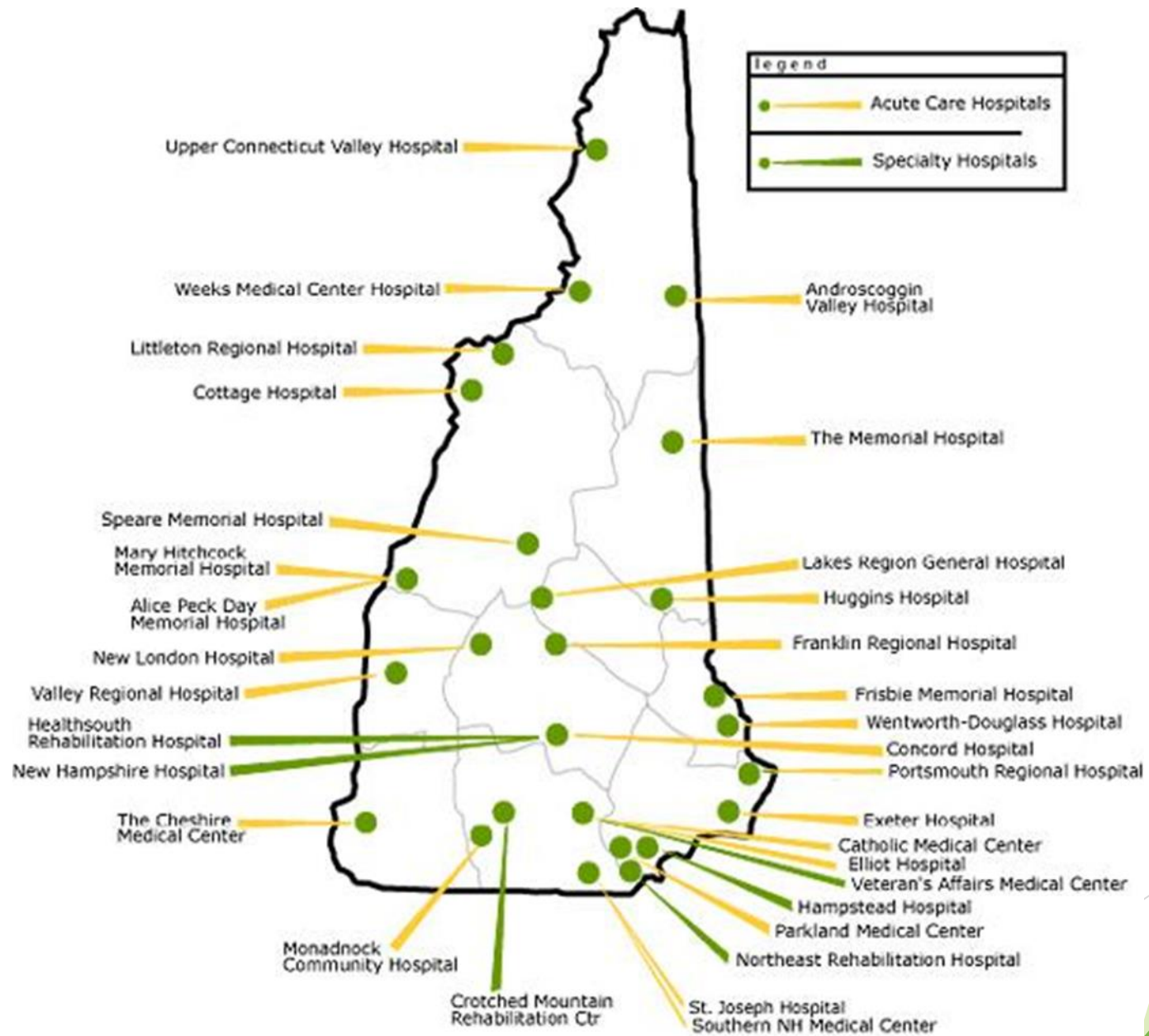
◆ - WIC Agency Main Location

- BMCAP
- GCH
- RCA
- SCS
- SNHS

Number of Participants
at Local Agencies, 2012

Agency	Participants
BMCAP	4742
GCH	2718
RCA	2562
SCS	2017
SNHS	6062
Total	18101





How do we bridge the gap?

